




12W DC-DC Regulated Single Output Converter

SCW12 series



■ Features :

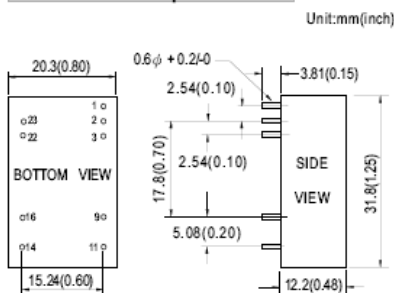
- 2:1 wide input range
- 1500VDC I/O isolation
- Built-in remote ON/OFF control
- Built-in EMI filter
- Protections: Short circuit / Overload
- Cooling by free air convection
- Five-sided shield metal case
- 100% full load burn-in test
- Low cost / High reliability
- Modified models available: output 2.5V/3.3V
- 2 years warranty



SPECIFICATION

ORDER NO.	SCW12A-05	SCW12B-05	SCW12C-05	SCW12A-12	SCW12B-12	SCW12C-12	SCW12A-15	SCW12B-15	SCW12C-15	
OUTPUT	DC VOLTAGE	5V			12V			15V		
	CURRENT RANGE	480 ~ 2400mA			200 ~ 1000mA			160 ~ 800mA		
	RATED POWER	12W								
	RIPPLE & NOISE (max.) Note.2	50mVp-p			60mVp-p			60mVp-p		
	LINE REGULATION Note.3	±0.5%								
	LOAD REGULATION Note.4	±0.5%								
	VOLTAGE ACCURACY	±2.0%								
INPUT	SWITCHING FREQUENCY	400KHz min.								
	VOLTAGE RANGE	A: 9 ~ 18VDC B: 18 ~ 36VDC C: 36 ~ 72VDC								
	EFFICIENCY (Typ.)	82%	83%	84%	82%	83%	83%	82%	85%	83%
	DC CURRENT	Full load A: 1245mA B: 625mA C: 320mA								
		No load A: 70mA B: 35mA C: 25mA								
PROTECTION (Note. 5)	FILTER	PI network								
	PROTECTION	Fuse recommended								
	OVERLOAD	110 ~ 180% rated output power Protection type : Hiccup mode, recovers automatically after fault condition is removed								
ENVIRONMENT	SHORT CIRCUIT	All output equipped with short circuit Protection type : Hiccup mode, recovers automatically after fault condition is removed								
	WORKING TEMP.	-25 ~ +71°C (Refer to output load derating curve)								
	WORKING HUMIDITY	20% ~ 90% RH non-condensing								
	STORAGE TEMP., HUMIDITY	-25 ~ +105°C, 10 ~ 95% RH								
	TEMP. COEFFICIENT	±0.05% / °C (0 ~ 50°C)								
SAFETY	VIBRATION	10 ~ 500Hz, 2G 10min./1 cycle, period for 60min. each along X, Y, Z axes								
	WITHSTAND VOLTAGE	I/P-O/P: 1.5KVDC								
	ISOLATION RESISTANCE	I/P-O/P: 100M Ohms / 500VDC / 25°C / 70% RH								
	ISOLATION CAPACITANCE	2200pF max.								
OTHERS	EMI CONDUCTION & RADIATION	Compliance to EN55022 Class A, FCC part 15 Class A								
	EMS IMMUNITY	Compliance to EN61000-4-2,3,4,5,6,8 light industry level, criteria A								
OTHERS	REMOTE CONTROL	Power ON: R.C. ~ -Vin > 4VDC or open; Power OFF: R.C. ~ -Vin < 1VDC or short								
	MTBF	600Khrs min. MIL-HDBK-217F(25°C)								
	DIMENSION	31.8*20.3*12.2mm or 1.25**0.80**0.48" inch (L*W*H)								
	WEIGHT	18.5g								

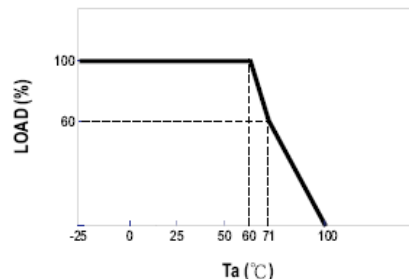
■ Mechanical Specification



■ Pin Configuration

Pin No.	Output
1	R.C.
2 & 3	-Vin
9	N.C.
11	N.C.
14	+Vout
16	-Vout
22 & 23	+Vin

■ Derating Curve



- NOTE**
- 1.All parameters are specified at normal input, rated load, 25°C 70% RH ambient.
 - 2.Ripple & noise are measured at 20MHz by using a 12" twisted pair terminated with a 0.1uf & 47uf capacitor.
 - 3.Line regulation is measured from low line to high line at rated load.
 - 4.Load regulation is measured from 20% to 100% rated load.
 - 5.Please prevent the converter from operating in overload or short circuit condition for more than 30 seconds.