




1W DC-DC Unregulated Single Output Converter

SUS01 series



- Features :
 - 1000VDC I/O isolation
 - Internal SMD technology
 - Built-in EMI filter
 - Cooling by free air convection
 - Non-conductive plastic case
 - Dual in line package
 - SIP package is available
 - 100% burn-in test
 - Low cost / High reliability
 - 2 years warranty

SELECTION GUIDE

ORDER NO.	SUS01L-05	SUS01M-05	SUS01N-05	SUS01O-05	SUS01L-09	SUS01M-09	SUS01N-09	SUS01O-09
DC OUTPUT VOLTAGE	5V				9V			
OUTPUT CURRENT RANGE	0 ~ 200mA				0 ~ 111mA			
EFFICIENCY	73%	74%	72%	74%	75%	79%	80%	77%

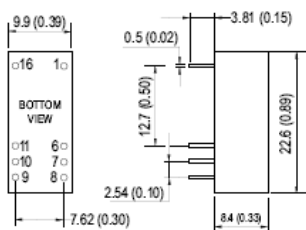
ORDER NO.	SUS01L-12	SUS01M-12	SUS01N-12	SUS01O-12	SUS01L-15	SUS01M-15	SUS01N-15	SUS01O-15
DC OUTPUT VOLTAGE	12V				15V			
OUTPUT CURRENT RANGE	0 ~ 84mA				0 ~ 67mA			
EFFICIENCY	78%	82%	83%	83%	79%	82%	83%	83%

SPECIFICATION

OUTPUT	RATED POWER	1W								
	RIPPLE & NOISE (max.) Note.2	100mVp-p								
	LINE REGULATION Note.3	±1.2% for 1% input variation								
	LOAD REGULATION Note.4	±8.0%								
	VOLTAGE ACCURACY	±2.0%								
INPUT	SWITCHING FREQUENCY	50KHz min.								
	VOLTAGE RANGE	4.5 ~ 5.5V	10.8 ~ 13.2V	21.6 ~ 26.4V	43.2 ~ 52.8V	4.5 ~ 5.5V	10.8 ~ 13.2V	21.6 ~ 26.4V	43.2 ~ 52.8V	
	NORMAL VOLTAGE	5V	12V	24V	48V	5V	12V	24V	48V	
	INPUT CURRENT	Full load	280mA	112mA	55mA	28mA	280mA	112mA	55mA	28mA
		No load	21mA	11mA	10mA	3mA	21mA	11mA	10mA	3mA
FILTER	Capacitor type									
PROTECTION	Fuse recommended									
PROTECTION	OVERLOAD	Momentary Protection type : Broken								
	SHORT CIRCUIT	Momentary Protection type : Broken								
ENVIRONMENT	WORKING TEMP.	-25 ~ +71°C (Refer to output load derating curve)								
	WORKING HUMIDITY	20% ~ 90% RH non-condensing								
	STORAGE TEMP., HUMIDITY	-25 ~ +105°C, 10 ~ 95% RH								
	TEMP. COEFFICIENT	±0.03% / °C (0 ~ 50°C)								
	VIBRATION	10 ~ 500Hz, 2G 10min./1 cycle, period for 60min. each along X, Y, Z axes								
SAFETY & EMC	WITHSTAND VOLTAGE	I/P-O/P:1KVDC								
	ISOLATION RESISTANCE	I/P-O/P: 100M Ohms / 500VDC / 25°C / 70% RH								
	ISOLATION CAPACITANCE	80pF max.								
OTHERS	MTBF	700khrs min. MIL-HDBK-217F(25°C)								
	DIMENSION	22.6*9.9*8.4mm or 0.89**0.39**0.33" inch (L*W*H)								
	WEIGHT	3.1g								

Mechanical Specification

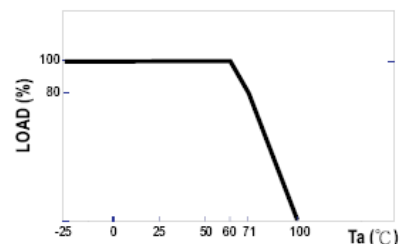
Unit: mm (inch)



Pin Configuration

Pin No.	Output
1 & 16	+Vin
6 & 11	-Vout
7 & 10	+Vout
8 & 9	-Vin

Derating Curve



NOTE

- All parameters are specified at normal input, rated load, 25°C 70% RH ambient.
- Ripple & noise are measured at 20MHz by using a 12" twisted pair terminated with a 0.1uf & 47uf capacitor.
- Line regulation is measured from low line to high line at rated load.
- Load regulation is measured from 20% to 100% rated load.